



DOGS AT THE GARDENS

Dog Exercise Equipment by Yumi

Port Townsend, WA 98368

Cell: 425-422-0484

email: DOGSATGARDENS@gmail.com

website: <https://dogsatgardens.com/>

* Quality Material

* Hand Made in USA

* Supports US/Local biz

Wood 3-Piece Dumbbells

\$17.00~ \$20.00(plus tax) depending on the End size and Width. (see NOTE1)

- Special sizing beyond Note 1, contact us.
- Finish: white painted or Mineral Oil finish



Single-Bar Scent Articles

AKC accepted materials: Leather, Metal, Wood

One set (6pcs) at \$47.00 ~ \$81.00 (plus tax) depending on the material and the size. (NOTE1)

- Replacement 1pc order – \$12.00 ~ \$14.00+tax



4' PVC Jump set

\$215.00+ tax


A full set includes High, Bar, and Broad Jump.
Made of furniture grade PVC pipes and vinyl siding.
Fully adjustable. (50% down payment required)



5' / 10' PVC Quick Gate

\$65.00 /\$99.00 + tax.

A set includes 2 legs. (optional : Connector)
Made of Furniture grade non-marked pipes.
(50% down payment required upon order.)



*NOTE 1: Size limits at above prices - **End** 4-1/4" max, **Width** 6" max; and **Bit** Diameter 3/8" min. to 1" max.

*NOTE 2: Applicable sales tax will be added to all product prices shown above (will provide a final invoice).

*NOTE 3: Shipping cost : actual shipping cost will be charged.

*NOTE 4: Shipping to outside WA- Please contact us first as a special T&C may apply.

Contact us if any special requests or questions.

Winter Promo

Code: winter2021

**5% off on orders
received by
2/28/2022 with
above code.**

ORDER FORM: Please complete below information for your order

Name: _____

Phone: _____

Dog Breed: _____

Email: _____

Dog Name (optional): _____

Training Center/Trainer (Optional): _____

Dumbbell Order: Qty _____ Size (inch): End _____ Width _____ Bit _____

Scent Articles: Qty (set): _____ Size (inch): End _____ Width _____ Bit _____

Material Choice- M / L / W (circle Two kinds or circle all three if you are ordering all material kinds)

* For ONE kind of Article set only (6pc set) :-please check mark here [] and note material :

Jump Set Order: Qty (set) _____ * If you need Broad Jump, High Jump or Bar Jump **only**, please specify.

Practice Ring Gates order: Qty _____ * Optional connector piece: Qty _____

Disclaimer: All products are meant for dog (pet) exercise and training use only. While we take a great care on making each item, users of our products are expected to learn and know the appropriate size of certain items for their dogs; and, know how to use them appropriately. A Quick Gate should not be used for human babies by any means.

DUMBBELL & SCENT ARTICLE SIZING GUIDE

General Information:

Ideally, a dog should hold a dumbbell firmly just behind the canine teeth and the dog's lips should rest comfortably on the bit (bar). A bit that is too wide may cause the dog to pick up or carry the dumbbell at an angle, roll it to the back of the jaw, chew on it, etc. A bit that is too narrow may be uncomfortable and pinch the dog's lips. A properly fitted dumbbell will be comfortable, easy to carry and minimize mouthing, rolling and chewing. If the **Ends** are too large, they can interfere with the dog's vision. If they are too small, the dog may have difficulty picking the dumbbell up smoothly without hitting his nose on the ground. The key is to find the best compromise for each dog.

Finding the right size for your dog: In order for a dumbbell to be properly sized, you will need the following measurements: The width between the Ends (Width), the height of the Ends (End Size), and the thickness (diameter) of the dowel (Bit). See Figure 1.

NOTE: For most dogs, single-bar scent articles will have the same end and bit thickness. Due to the flat ends of the articles (compared with tapered ends of dumbbells), we recommend increasing the bit width for the best fit.

What's needed to measure for the dumbbell/article size:

- 1) the Dog
- 2) a long round object (a thin wood piece or dowel, or a pen) – or an existing dumbbell that is close to the proper size
- 3) a ruler or tape measure and a marking pen

DUMBBELL BIT WIDTH: To size it, have the dog sit calmly in front of you and have the dog bite down on the long round object in his/her mouth as if it were the bit of the dumbbell or an article.

Bring the object towards the front of the mouth so that it rests just behind the canine teeth. Close the dog's mouth and mark the object with a pen where it comes out on each side of the mouth.

* Make sure that the dog's mouth is closed and the lips are resting on the object to be included in the measurement.

Mark with a pen (or hold with fingers) where the dog's lips sits on the object on both sides. Measure the distance between the two points.

(Figure 2: when the dog holds the dumbbell, his lips should rest comfortably between the Ends.)

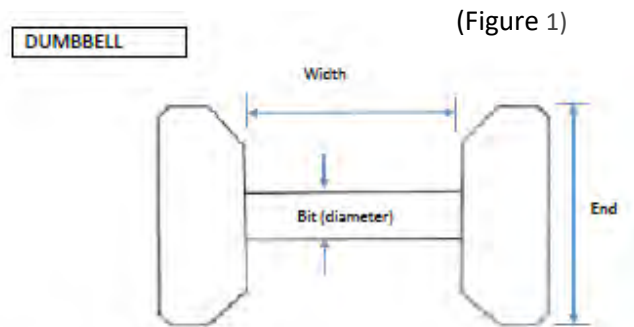
SCENT ARTICLE BIT WIDTH: Due to the flat ends of the articles (compared with tapered ends of dumbbells), we recommend increasing the bit width for the best fit. How much you add (1/2 inch up to 2 inches total) depends on the width of your dog's muzzle near his eyes. The article should not be so narrow it interferes with your dog's vision.

END SIZE: The ends should be large enough for the dog to pick up the dumbbell without scraping his jaw on the ground, yet not so high as to interfere with his vision. Always consider how the Ends will be in relation to your dog's eye settings. See Figures 2 & 3.

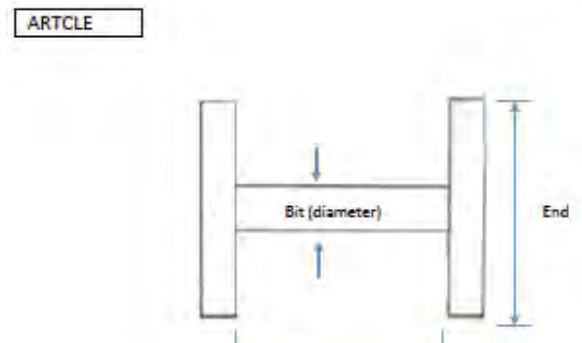
BIT DIAMETER:

Available sizes are 1/4, 3/8, 1/2, 5/8, 3/4, and 1".

This measurement should take into consideration the size of your dog's canine teeth, premolars (if any) and space between canines and premolars. A bit that's too small will break easily when held tightly or when thrown (if it has unusually big ends). A bit that's too small may be hard to carry. Dogs who breathe through their mouths a lot (in warm weather, when jumping, etc.) may do better with a larger bit as it's easier to carry when the dog is breathing through his mouth.



(Figure 1)



(Figure 2)



(Figure 3)